

1. How to Register

2. How to login

3. How to use the Translation System

Step-1

Sign up

Register here, Complete and Submit

## REGISTRATION / SIGN UP

As Translator →

Upon successful registration, you will see this message on your screen :

**Thank you. Your registration has been  
successfully submitted.**

Check your email and SMS messages now

Step-2

Authentication

In your email, you will receive a LINK with an access code

Open this link: <https://vcua.attendedbyhumans.com/duasignup/identify?input=doctor> using Chrome or Safari. Enter 2FA code:

Code: 110728wN2

Open the link (using Chrome or Safari) and enter the access code that was sent

Identity Yourself

0912069Me

Submit

## 1. How to Register

## 2. How to login

## 3. How to use the Translation System

### Step-1

Enter your email address and the password (that you created yourself).

Login:

No password? [Register here](#) first.

### Step-2

Following submission, you will receive an access code, by email (and SMS)

Two-factor login:

Check your email and mobile (Text Message) for access code.  
Enter that code and submit.

## 1. How to Register

## 2. How to login

## 3. How to use the Translation System

**Use Chrome or Safari for this application.**

Close all the applications that use your microphone (Skype, MS Teams, Zoom, Facetime, etc..). Allow the microphone when your browser requests to do so.

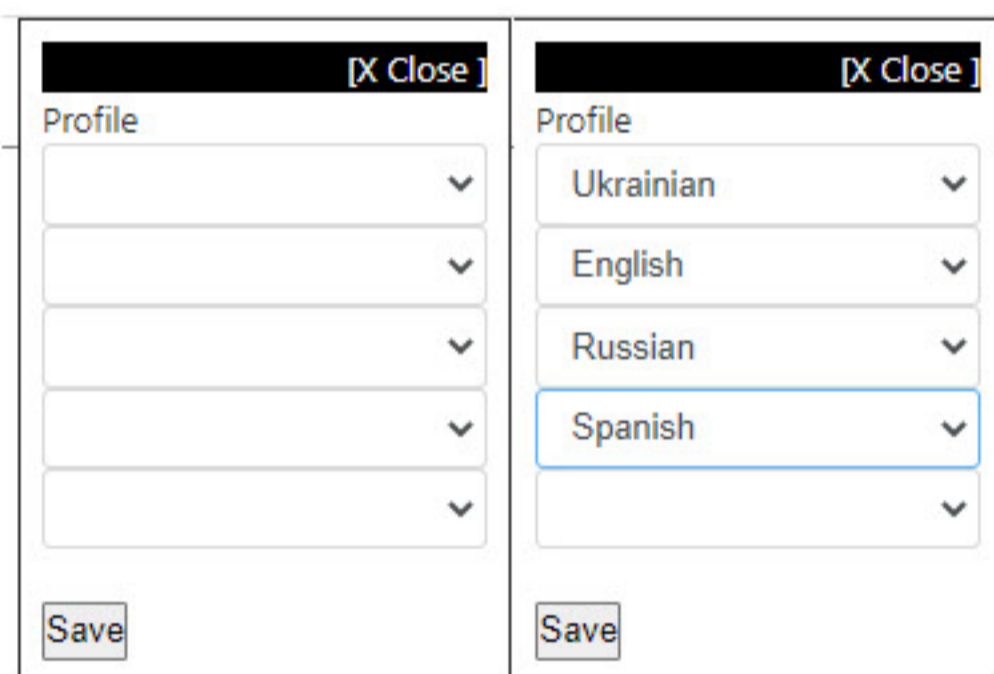
**Set your language profile** [Profile](#)

First time you login (only required one time), use the drop-down to select the languages you master. You can change this profile at any time.

Select the languages (max. 5)

Save.

X Close.



**Be available for instant translation session**

To make yourself available to be called upon for a translation, select the button

[Set Available](#)

And set status to **Offline** (NOT available) or **Online** (available)

Save.

X Close.



**How to make the connection ?**

There are 2 ways to make the connection

1) From your account when you are logged in

Connect:21 [With Caller] [Remove](#)

**Click on CONNECT**

**2) OR open the link which has been sent by email. Use Chrome or Safari.**

**From: Translation Center**

**Date: Tue, Mar 22, 2022 at 11:17 AM**

**Subject: Join link**

<https://vcua.attendedbyhumans.com/link>

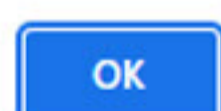
**Urgent request for translation. Open this link with Chrome or with Safari immediately.**

**Терміновий запит на переклад. Негайно відкрийте це посилання за допомогою Chrome або Safari.**

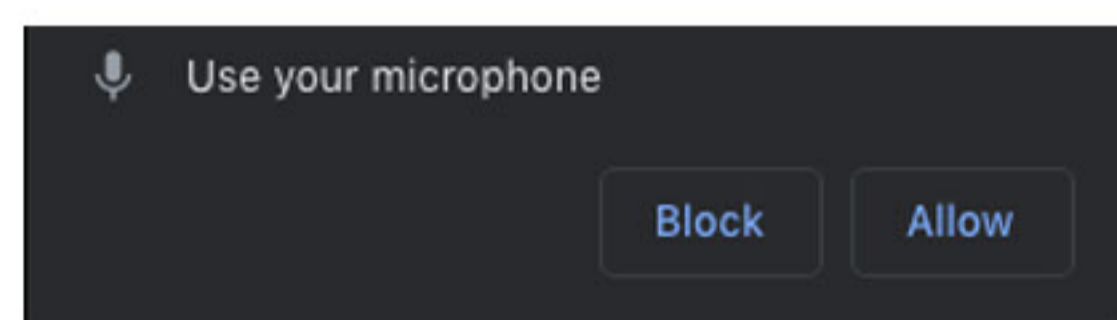
**Срочный запрос на перевод. Немедленно откройте эту ссылку в Chrome или Safari.**

**Click the OK button when this popup appears**

The connection will start, when the translator has accepted the call.  
Please wait...



**Select the ALLOW button to grant access to your microphone**



**Once connected, you will see the word **CONNECTED****

**Click the **RED** button to end the connection** 

The **Session Closed** message will appear.

Click **CLOSE** to go back to your dashboard.

On your dashboard, the call will remain on screen, until you either **REMOVE** it or until the next request arrives.

It is highly recommended to click the **REFRESH** button following every session.

**Do not forget to :**

**1) Login and set your status to **online** when you are AVAILABLE**

**2) Set your status to **offline** when you are NOT AVAILABLE**

**3) Logout when you are not active**